

Thyro-PX[®] 690 V Snubber Board

User Guide

57010210-00A

April 2018

Related Documentation

For complete information on the Thyro-PX unit, see the user manual that accompanied the system. In particular, reference the safety information in Chapter 1 of the user manual for the Thyro-PX unit.

690 V SNUBBER BOARD

The 690 V snubber board is an optional accessory for the Thyro-PX power controller. If the unit is operated without an output load at over 600 V, the output voltage can exceed the maximum input voltage, damaging the unit. In this case, an optional 690 V snubber board must be connected to each output. One snubber board is required for 1-phase and 2-phase units; two snubber boards are required for 3-phase units wired in an open delta configuration.

SNUBBER BOARD INSTALLATION



DANGER:

RISK OF DEATH OR BODILY INJURY. Disconnect and lockout/tagout all sources of input power before working on this unit or anything connected to it.



DANGER:

RISQUE DE MORT OU DE BLESSURES. Débrancher et verrouiller/étiqueter toutes les sources de puissance d'entrée avant de travailler sur cet appareil ou sur tout élément qui y est raccordé.



DANGER:

Personnel must receive proper training before installing or troubleshooting high-energy electrical equipment. Potentially lethal voltages could cause death, serious personal injury, or damage to the equipment. Ensure that all appropriate safety precautions are taken.

**DANGER:**

Le personnel devra être correctement formé avant de pouvoir installer ou dépanner des équipements électriques à haute énergie. Des tensions potentiellement létales peuvent entraîner le décès, des blessures ou des dommages à l'équipement. Assurez-vous de prendre toutes les précautions de sécurité appropriées.

**WARNING:**

These servicing instructions are for use by qualified personnel only. To reduce the risk of electric shock, do not perform any servicing other than that specified in the operating instructions.

**AVERTISSEMENT:**

Ces instructions d'entretien sont destinées uniquement à un personnel qualifié. Pour réduire le risque d'électrocution, ne pas effectuer un entretien autre que celui spécifié dans les instructions de fonctionnement.

1. Mount the 690 V Snubber Board accessory near the Thyro-PX power controller on a DIN rail.
2. Connect **A1-X1.3** on the power controller to **X1.2** on the accessory.
3. Connect the **T1** output terminal on the power controller to **X1.1** on the accessory.
4. Connect **A1-X1.3** on the power controller to **X2.2** on the accessory.
5. Connect **T3** output terminal on the power controller to **X2.1** on the accessory.

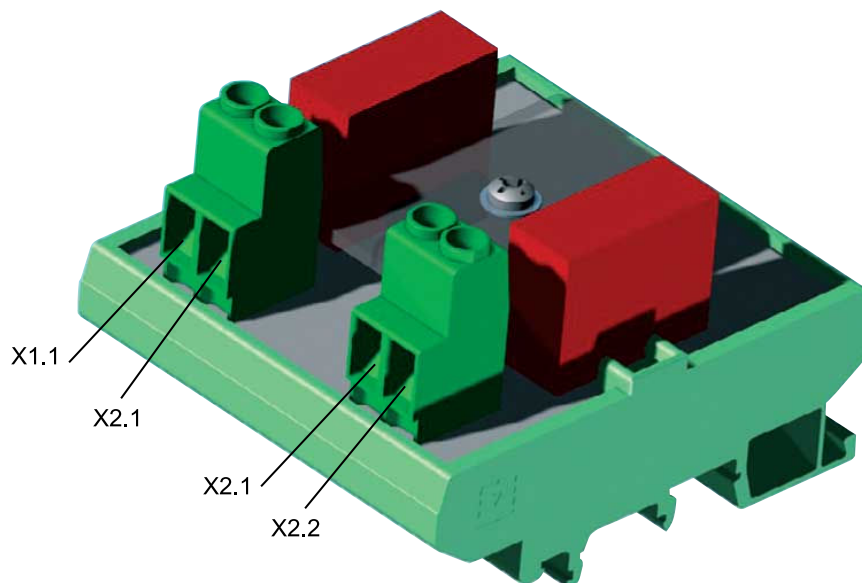


Figure 1. Connectors

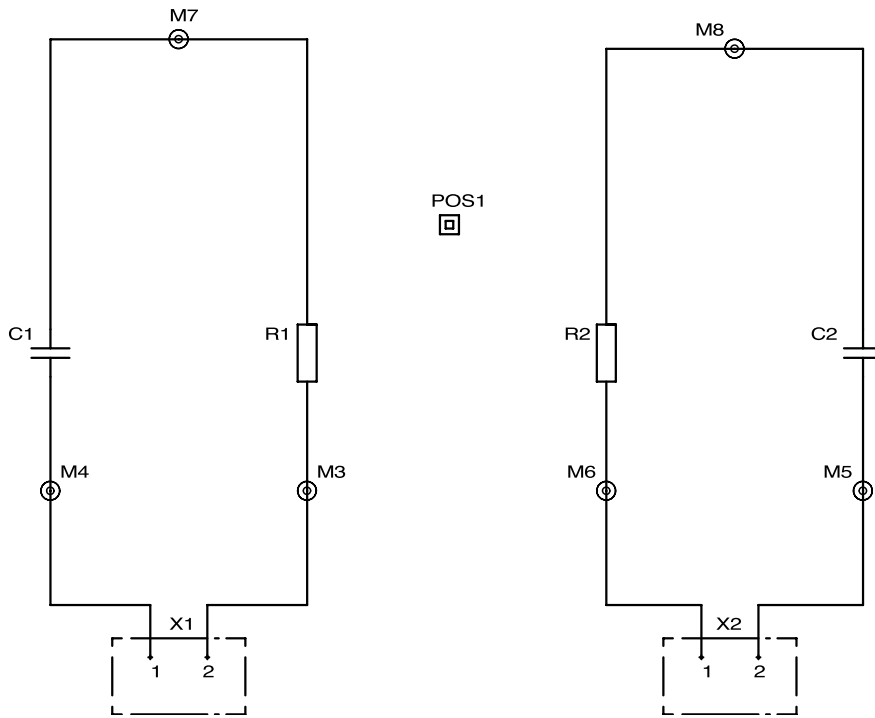


Figure 2. Circuit diagram

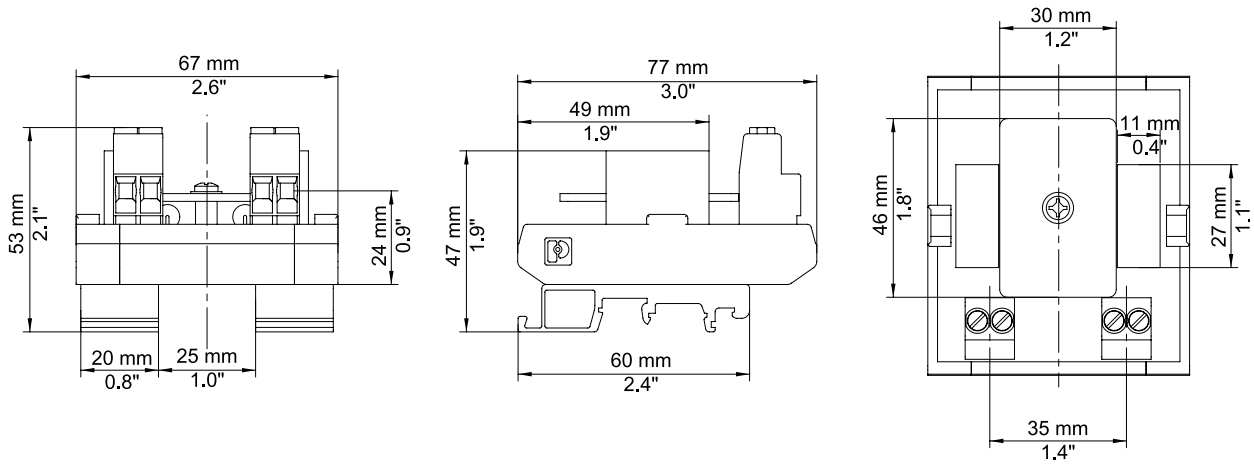


Figure 3. Dimensional drawing

AE GLOBAL SERVICES

Please contact AE Global Services if you have questions or problems that cannot be resolved by working through the provided troubleshooting. When you call Global Services, make sure to have the unit serial number and part number. These numbers are available on unit labels.



Important

For returns and repairs, please call AE Global Services to get the correct shipping address.

Table 1. AE Global Services 24 X 7 contact information

Office	Contact
AE World Headquarters	Address: 1625 Sharp Point Drive Fort Collins, CO 80525 USA Phone (24 hrs/day, 7 days/week): 800.446.9167 or +1.970.221.0108 Email: (We will respond to email by the next business day.) mailto:technical.support@aei.com
Thermal product support	Contact by phone or email: +1.360.694.7871 mailto:thermalapplications@aei.com
Power Control Module product support	Contact by phone or email: +49 (0) 2902 910370 10 (technical support during German business hours) mailto:powercontroller@aei.com
High Voltage product support: HiTek Power, Ltd.	Contact by phone or email: +44 (0) 1903 712400 mailto:support.centre@aei.com
High Voltage product support: UltraVolt, Inc.	Contact by phone or email: +1.631.471.4444 mailto:sales.support-uv@aei.com

Table 1. AE Global Services 24 X 7 contact information (Continued)

Office	Contact
Local or regional sales or service office	Visit the Advanced Energy website for current contact information: http://www.advanced-energy.com

TRADEMARKS

All Advanced Energy trademarks are the property of Advanced Energy Industries, Inc. For the list of Advanced Energy trademarks, visit: <http://www.advanced-energy.com/en/Trademarks.html>. Any unauthorized use of Advanced Energy trademarks is prohibited.

All other trademarks are the property of their respective owners.